



04-A1. Dizajn, struktura i sadržaj WinSTONE MOOC.



Ovaj rad je licenciran od strane [Creative Commons Attribution-ShareAlike 4.0 International License](https://creativecommons.org/licenses/by-sa/4.0/)

„Potpora Europske komisije izradi ove publikacije ne predstavlja ovjeru sadržaja, koji odražava stavove samo autora, a Komisija se ne može smatrati odgovornom ni za kakvu moguću uporabu informacija sadržanih u njoj“.



WinSTONE

OPENING GATES FOR WOMEN
IN THE STONE SECTOR

OPENING GATES FOR WOMEN IN THE STONE SECTOR

2019-1-DE02-KA202-006430

Co-funded by the
Erasmus+ Programme
of the European Union



1. Uvod



National Technical
University of Athens



Institute of
Entrepreneurship
Development



Erasmus+



MOOC se temelji na prethodnim izvješćima, uzimajući u obzir glavne aspekte doprinosa prevladavanju prepreka vezanih uz temu ovog projekta.

Osnovni sadržaj je poslan svim partnerima koji su komentirali eventualne dodatke ili promjene.

Sadržaj MOOC-a uglavnom se temelji na priručnicima popraćenim popratnim materijalima kao što su videozapisi, članci, zakonodavstvo i konferencije.

MOOC je dostupan na:

<https://class.winstoneproject.eu/>



WinSTONE

OPENING GATES FOR WOMEN
IN THE STONE SECTOR

OPENING GATES FOR WOMEN IN THE STONE SECTOR

2019-1-DE02-KA202-006430

Co-funded by the
Erasmus+ Programme
of the European Union



2. Sučelje platforme.



National Technical
University of Athens



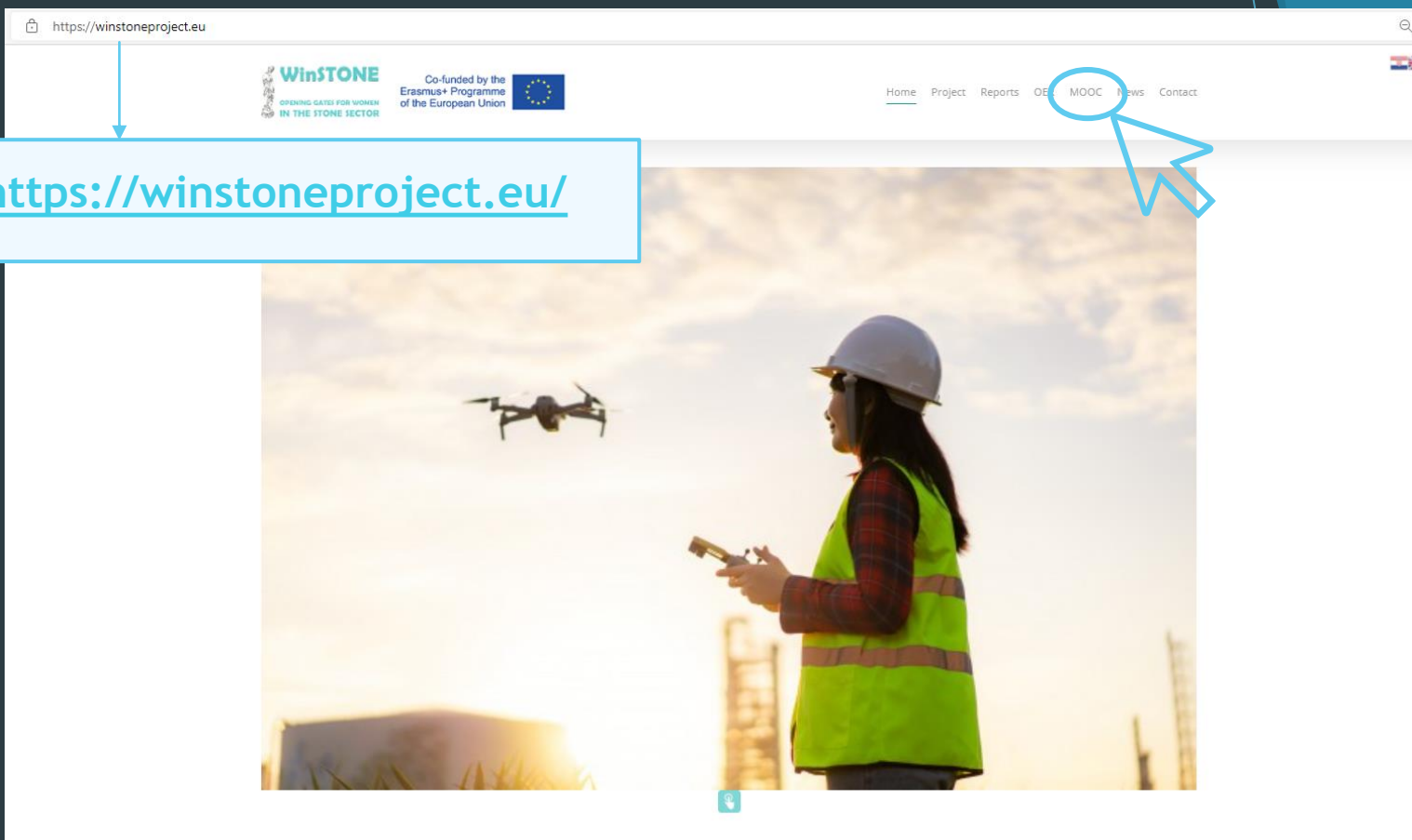
Institute of
Entrepreneurship
Development



Erasmus+



WinSTONE Početna stranica



<https://winstoneproject.eu/>



Pristup platformi

https://class.winstoneproject.eu/?lang=en

Monday - Friday: 09:00-19:00 | david@clusterpiedra.com

Log in


WINSTONE ENGLISH (EN)

<https://class.winstoneproject.eu/>

Available Courses



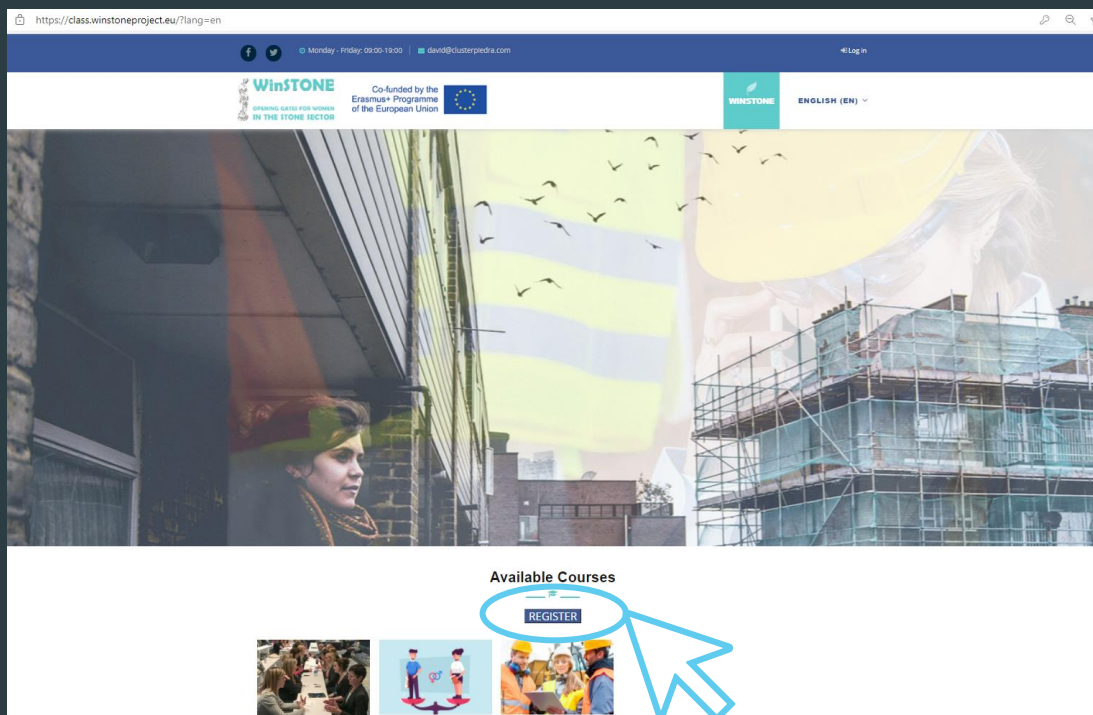
Unesite pristupne podatke





Pristup platformi


Ako nemate pristup tečajevima, možete ga dobiti na:






Pristup platformi

Potrebno je ispuniti [Google Forms](#) obrazac za upis na naše tečajeve:



Co-funded by the Erasmus+ Programme of the European Union 

WinSTONE. Register for our free courses!

Project code: 2019-1-ES01-KA203-065962

**Obligatorio*

Name *

Tu respuesta _____

Surname *

Tu respuesta _____

email *

Tu respuesta _____

Course(s) you wish to enrol in: *

Course on equal gender in stone sector

Course on equal gender for training of trainers in stone sector

Course on gender equality for promoters in stone sector

Country: *

Tu respuesta _____

Preferred language for the course(s) *

English

Spanish

Greek

German

Croatian

Study/work centre: *


Tu respuesta _____

Study/work centre: *

Tu respuesta _____

Study/work centre address: *

Tu respuesta _____

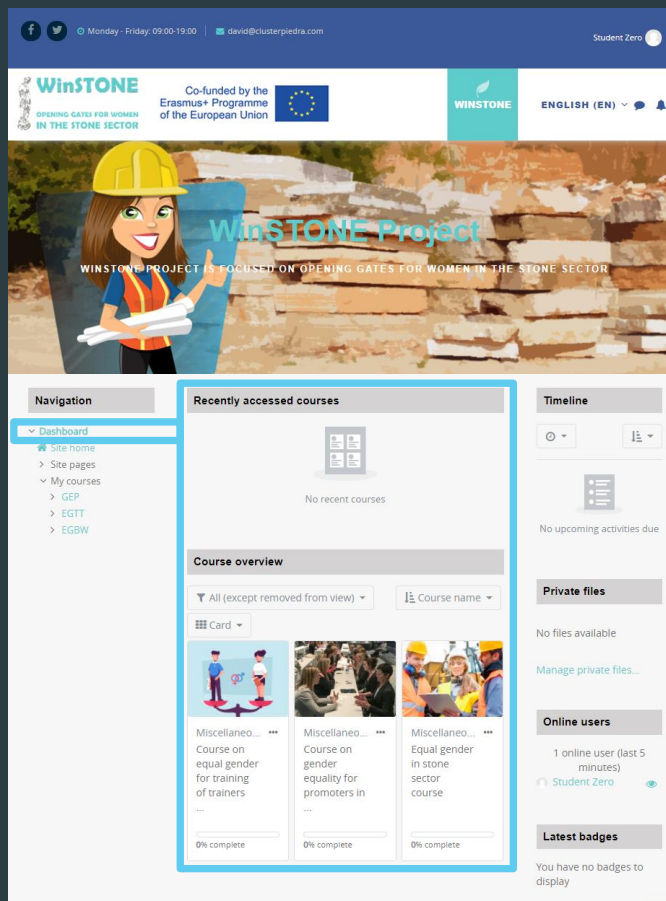


The European Commission's support for the production of this publication does not constitute an endorsement of the contents, which reflect the views only of the authors, and the Commission cannot be held responsible for any use which may be made of the information contained therein.

Enviar



Početna stranica platforme: osobni podatci



Monday - Friday 09:00-19:00 | david@clusterpiedra.com | Student Zero

WinSTONE Co-funded by the Erasmus+ Programme of the European Union

WinSTONE Project
WINSTONE PROJECT IS FOCUSED ON OPENING GATES FOR WOMEN IN THE STONE SECTOR

Navigation

- Dashboard
- Site home
- Site pages
- My courses
 - GEP
 - EGTT
 - EGBW

Recently accessed courses

No recent courses

Course overview

All (except removed from view) | Course name

Card

Course Title	Completion
Miscellaneo... Course on equal gender for training of trainers	0% complete
Miscellaneo... Course on gender equality for promoters in...	0% complete
Miscellaneo... Equal gender in stone sector course	0% complete

Timeline

No upcoming activities due

Private files

No files available

Online users

1 online user (last 5 minutes)
Student Zero

Latest badges

You have no badges to display



Pristup tečajevima

Navigation

- Dashboard
 - Site home
 - Site pages
 - My courses
 - GEP**
 - EGTT
 - EGBW

Recently accessed courses

No recent courses

Timeline

No upcoming activities due

Private files

No files available

[Manage private files...](#)

Online users

1 online user (last 5 minutes)

[Student Zero](#)




Latest badges

You have no badges to display

Course overview

▼ All (except removed from view) ▼ Course name ▼

Card ▼

 <p>Miscellaneo... *** Course on equal gender for training of trainers ... 0% complete</p>	 <p>Miscellaneo... *** Course on gender equality for promoters in ... 0% complete</p>	 <p>Miscellaneo... *** Equal gender in stone sector course ... 0% complete</p>
---	--	--



Sadržaj

Dashboard / My courses / GEP

Navigation Your progress ?

- Dashboard
 - Site home
 - Site pages
- My courses
 - GEP
 - Participants
 - Badges
 - Competencies
 - Grades
 - General**
 - TOPIC 1. Equal opportunities for women and men
 - TOPIC 2. Training and employment. Analysis of the ...
 - TOPIC 3. Planning of social and labour interventio...
 - TOPIC 4. Strategies for change. Equality Plan (IED...
 - WinSTONE conferences. Add links
 - BIBLIOGRAPHY AND SOURCES
 - EXAM
 - EGTT
 - EGBW

GENERAL

Avisos

TOPIC 1. EQUAL OPPORTUNITIES FOR WOMEN AND MEN


- Presentation of the topic 1.
- Video 1. Reporte minero: Mining and gender equity
- Video 2. Interview of Gender Equality in Mining
- Video 3. Women in Stone
- Annex document 1. Directive 2006/54/EC





TOPIC 2. TRAINING AND EMPLOYMENT. ANALYSIS OF THE LABOUR MARKET IN THE STONE SECTOR FROM A GENDER PERSPECTIVE



Vrijeme provedeno na tečaju

Accesibilidad

A- A A- 

Desplegar AToar (barra AT)

¿siempre?

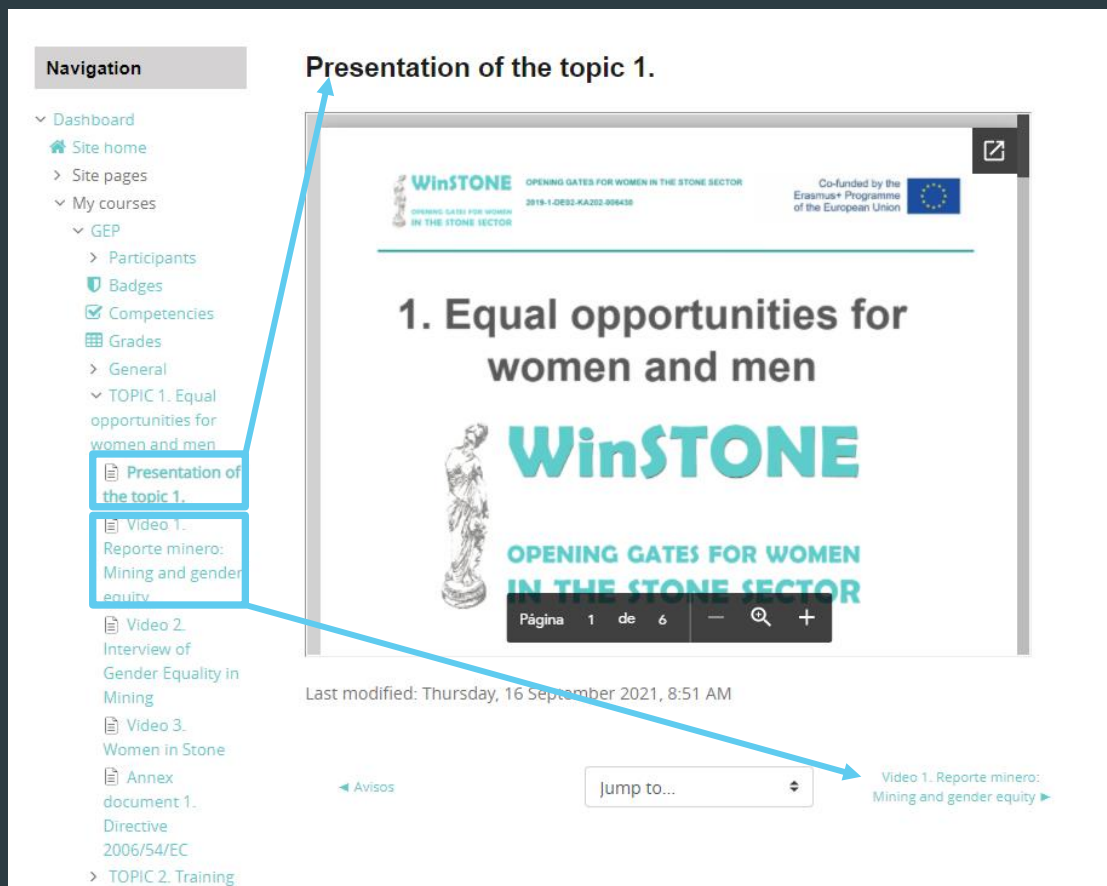
Dedicación al curso

Tu tiempo de dedicación estimado
es

35 minutos 34 segundos



Navigacijska ploča



The screenshot shows a course navigation interface. On the left is a 'Navigation' sidebar with a tree structure. The main content area displays the title 'Presentation of the topic 1.' and a video player. The video player shows a slide with the title '1. Equal opportunities for women and men' and the WinSTONE logo. Below the video player, there is a 'Last modified' timestamp and a 'Jump to...' search box. A blue arrow points from the 'Presentation of the topic 1.' item in the sidebar to the video player. Another blue arrow points from the 'Video 1. Reporte minero: Mining and gender equity' item in the sidebar to the 'Jump to...' search box.

Navigation

- Dashboard
- Site home
- Site pages
- My courses
 - GEP
 - Participants
 - Badges
 - Competencies
 - Grades
 - General
 - TOPIC 1. Equal opportunities for women and men
 - Presentation of the topic 1.**
 - Video 1. Reporte minero: Mining and gender equity
 - Video 2. Interview of Gender Equality in Mining
 - Video 3. Women in Stone
 - Annex document 1. Directive 2006/54/EC
 - TOPIC 2. Training

Presentation of the topic 1.

WinSTONE OPENING GATES FOR WOMEN IN THE STONE SECTOR 2019-1-DE02-KA202-006430

Co-funded by the Erasmus+ Programme of the European Union

1. Equal opportunities for women and men

WinSTONE

OPENING GATES FOR WOMEN IN THE STONE SECTOR

Página 1 de 6

Last modified: Thursday, 16 September 2021, 8:51 AM

◀ Avisos

Jump to...

Video 1. Reporte minero: Mining and gender equity ▶



Dodatne informacije

Kako biste mogli vidjeti sadržaj MOOC-a, stvorili smo registriranog korisnika za tri predmeta.

LOGIN

User Name

.....

LOGIN

Forgot Your Password

Korisnik: Studentzero
Lozinka: 20210917Erasmus+



3. Upute za korišćenje alata *Adobe Read Out Loud.*

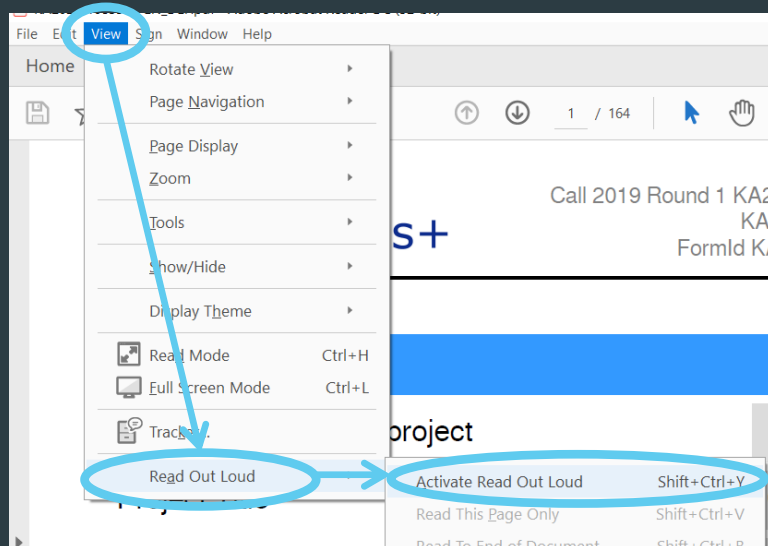
Kako aktivirati Adobe Read Out Loud tool?

Korak 1.

Preuzmite prezentaciju u PDF formatu. Prezentacije su dostupne u MOOC-U i OER-u (<https://winstoneproject.eu/oer/technical-documents/>)

Korak 2.

Kliknite na alatnoj traci: View → Read Out Loud → Activate Read Out Loud





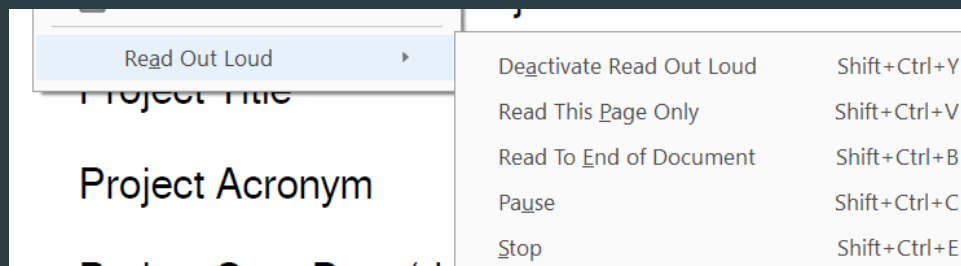
Kako aktivirati the Adobe Read Out Loud tool?

Korak 3.

Nakon što je *read out loud* aktiviran, potrebno se vratiti na izbornik View → Read Out Loud, a zatim provjeriti jesu li svi alati aktivirani.

Korak 4.

Premjestite slajd po slajd i odaberite alat iz 3. koraka koji vas najviše zanima za reprodukciju teksta.





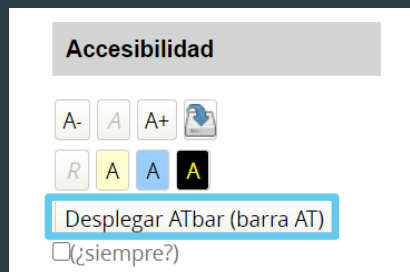
3. Upute za korištenje alata *Moodle Text To Speech.*



Kako aktivirati Moodle Text To Speech tool?

Korak 1.

Kada se prijavite na platformu, na lijevoj alatnoj traci odaberite →Accessibility → Display ATbar (AT bar)



Korak 2.

Na vrhu zaslona vidjet ćete ATbar traku sa svim dostupnim alatima. Ono što ćemo koristiti je alat „Tekst u govor” (*text to speech*).

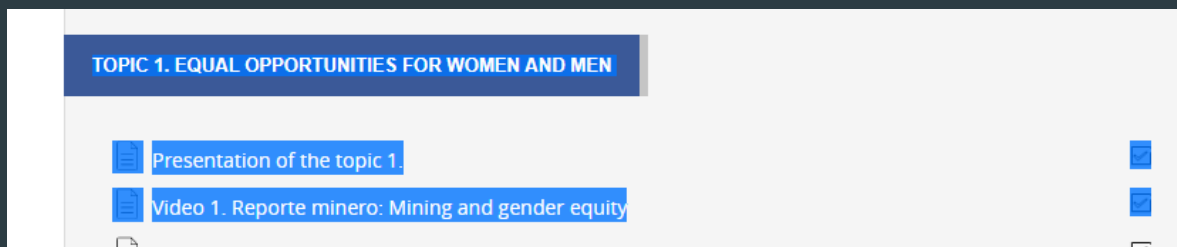




Kako koristiti Moodle Text To Speech tool?

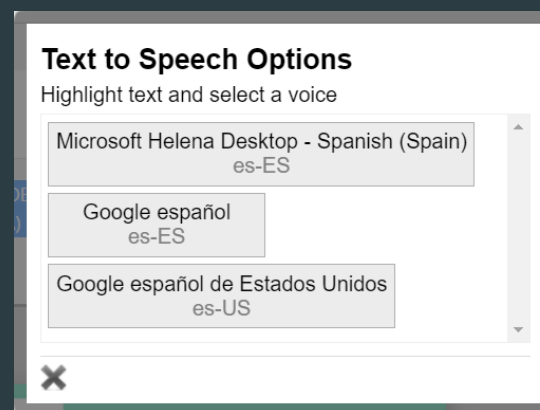
Korak 1.

Prvo, moramo odabrati tekst unutar platforme koji želimo slušati.



Korak 2.

Nakon što odaberete tekst, kliknite na Text to speech tool (alat za transformaciju teksta u govor) prikazan u točki 2. prethodne sekcije. Pojavit će se sljedeći prozor na kojem se može reproducirati odabrani tekst u zvučnom zapisu odabirom bilo koje od mogućnosti.





WinSTONE

OPENING GATES FOR WOMEN IN THE STONE SECTOR

„Potpora Europske komisije izradi ove publikacije ne predstavlja ovjeru sadržaja, koji odražava stavove samo autora, a Komisija se ne može smatrati odgovornom ni za kakvu moguću uporabu informacija sadržanih u njoj“.