



04-A1. Design, structure and content of WinSTONE MOOC.



This work is licensed under a [Creative Commons Attribution-ShareAlike 4.0 International License](https://creativecommons.org/licenses/by-sa/4.0/)

"The European Commission's support for the production of this publication does not constitute an endorsement of the contents, which reflect the views only of the authors, and the Commission cannot be held responsible for any use which may be made of the information contained therein".



WinSTONE

OPENING GATES FOR WOMEN
IN THE STONE SECTOR

OPENING GATES FOR WOMEN IN THE STONE SECTOR

2019-1-DE02-KA202-006430

Co-funded by the
Erasmus+ Programme
of the European Union



1. Introduction



National Technical
University of Athens



Institute of
Entrepreneurship
Development



Erasmus+



The MOOC is based on previous reports, taking into account the main aspects to contribute to overcome the barriers related with the topic of this project.

These basic contents was sent to all partners who commented any addition or change to do.

The MOOC content is mainly based on handbooks accompanied by supporting material such as videos, articles, legislation and conferences.

The MOOC is available at:

<https://class.winstoneproject.eu/>



WinSTONE

OPENING GATES FOR WOMEN
IN THE STONE SECTOR

OPENING GATES FOR WOMEN IN THE STONE SECTOR

2019-1-DE02-KA202-006430

Co-funded by the
Erasmus+ Programme
of the European Union



2. Platform interface.



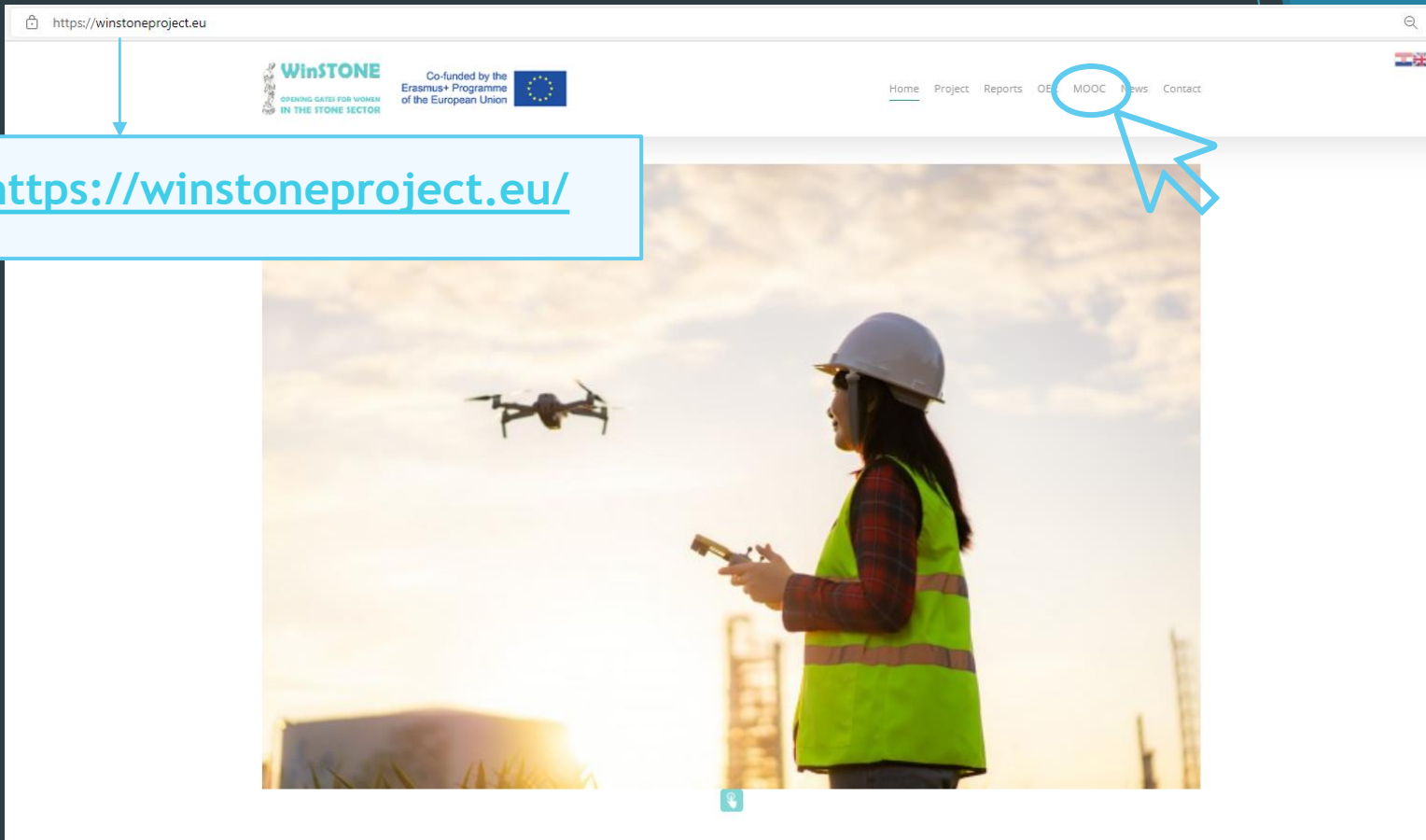
Institute of
Entrepreneurship
Development



Erasmus+



WinSTONE Home page



<https://winstoneproject.eu/>




Access to the platform

The screenshot shows a web browser window with the URL <https://class.winstoneproject.eu/?lang=en> in the address bar. A blue box highlights this URL. The website header includes social media icons, contact information (Monday - Friday: 09:00-19:00, david@clusterpiedra.com), and a 'Log in' button circled in blue with a mouse cursor pointing to it. The main content area features a photograph of two women wearing white hard hats and light blue shirts, one holding a folder and the other a smartphone. Below the photo, the text 'Available Courses' is centered.

Available Courses



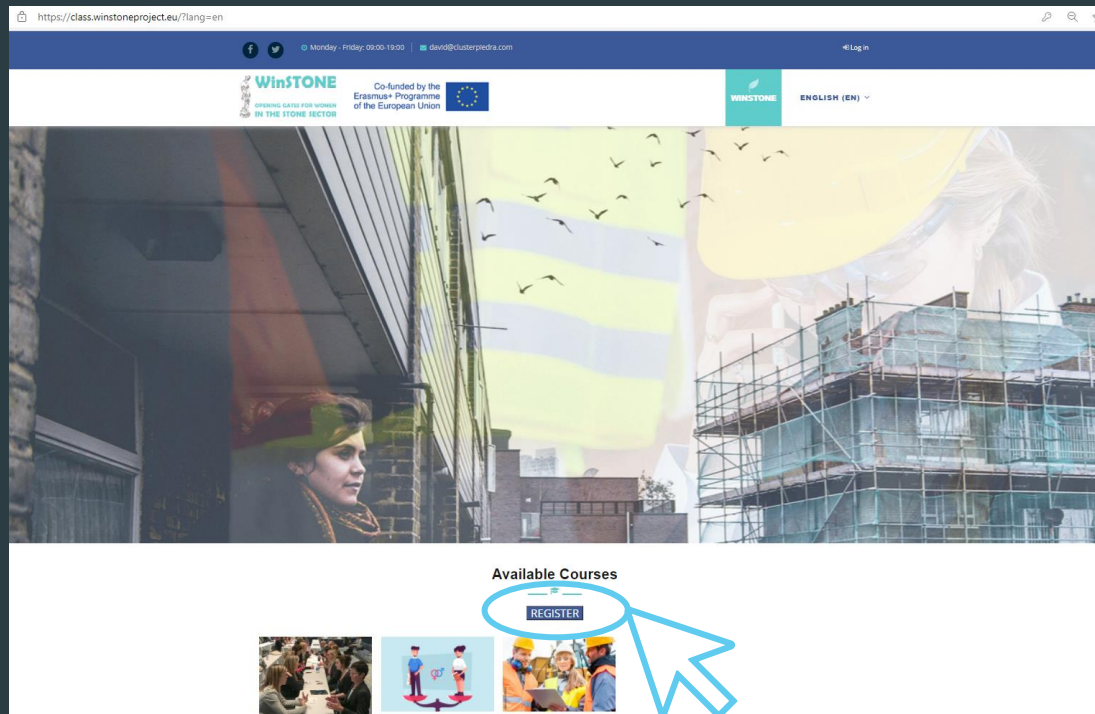
Enter the access data provided





Access to the platform


If you don't have access to the courses, you can get it at:






Access to the platform

You should complete the [Google Forms](#) to register in our courses:



Co-funded by the
Erasmus+ Programme
of the European Union



Course(s) you wish to enrol in: *

Course on equal gender in stone sector

Course on equal gender for training of trainers in stone sector

Course on gender equality for promoters in stone sector

Study/work centre: *

Tu respuesta

WinSTONE. Register for our free courses!

Project code: 2019-1-ES01-KA203-065962

*Obligatorio

Name *

Tu respuesta

Country: *

Tu respuesta

Study/work centre address: *

Tu respuesta

Preferred language for the course(s) *

English

Spanish

Greek

German


Croatian

Study/work centre: *

Tu respuesta

email *

Tu respuesta

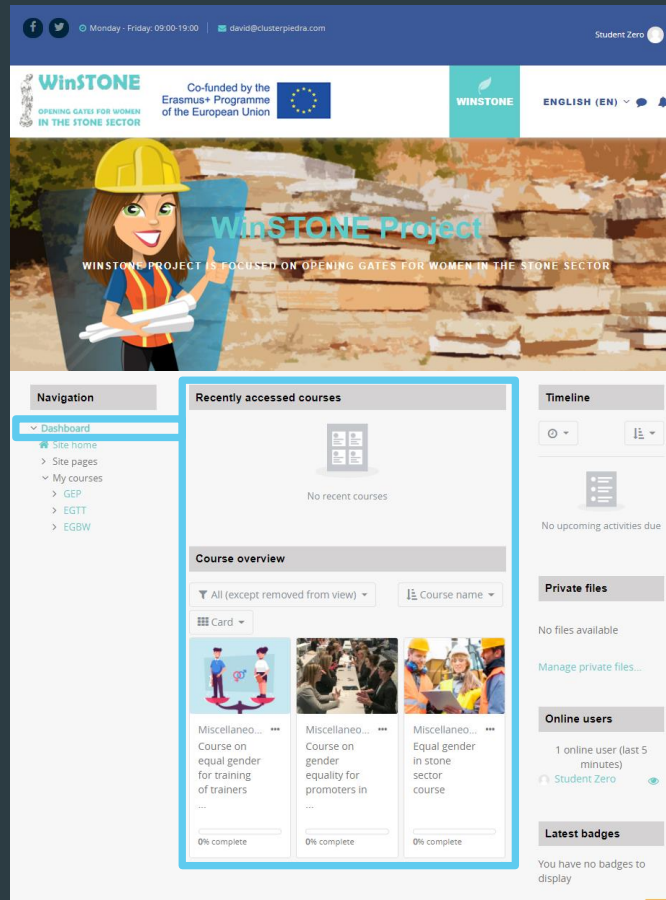


The European Commission's support for the production of this publication does not constitute an endorsement of the contents, which reflect the views only of the authors, and the Commission cannot be held responsible for any use which may be made of the information contained therein.

Enviar



Platform home page: Personal Area



Navigation

- Dashboard
- Site home
- Site pages
- My courses
 - GEP
 - EGTT
 - EGBW

Recently accessed courses

No recent courses

Course overview

All (except removed from view) | Course name

Course Name	Progress
Miscellaneo... Course on equal gender for training of trainers	0% complete
Miscellaneo... Course on gender equality for promoters in	0% complete
Miscellaneo... Equal gender in stone sector course	0% complete

Timeline

No upcoming activities due

Private files

No files available

Online users

1 online user (last 5 minutes)
Student Zero

Latest badges

You have no badges to display



Access to the courses

Navigation

- Dashboard
- Site home
- Site pages
- My courses
 - GEP
 - EGTT
 - EBBW

Recently accessed courses

No recent courses

Timeline

No upcoming activities due

Course overview

All (except removed from view) | Course name

Card

<p>Miscellaneo... *** Course on equal gender for training of trainers ... 0% complete</p>	<p>Miscellaneo... *** Course on gender equality for promoters in 0% complete</p>	<p>Miscellaneo... *** Equal gender in stone sector course ... 0% complete</p>
--	---	--

Private files

No files available

[Manage private files...](#)

Online users

1 online user (last 5 minutes)

[Student Zero](#)

Latest badges

You have no badges to display



Contents

Dashboard / My courses / GEP

Your progress ?

Navigation

- Dashboard
 - Site home
 - Site pages
- My courses
 - GEP
 - Participants
 - Badges
 - Competencies
 - Grades
 - General
 - TOPIC 1. Equal opportunities for women and men
 - TOPIC 2. Training and employment. Analysis of the ...
 - TOPIC 3. Planning of social and labour interventio...
 - TOPIC 4. Strategies for change. Equality Plan (IED...
 - WinSTONE conferences. Add links
 - BIBLIOGRAPHY AND SOURCES
 - EXAM
 - EGTT
 - EGBW

GENERAL

Avisos

TOPIC 1. EQUAL OPPORTUNITIES FOR WOMEN AND MEN



- Presentation of the topic 1.
- Video 1. Reporte minero: Mining and gender equity
- Video 2. Interview of Gender Equality in Mining
- Video 3. Women in Stone
- Annex document 1. Directive 2006/54/EC

TOPIC 2. TRAINING AND EMPLOYMENT. ANALYSIS OF THE LABOUR MARKET IN THE STONE SECTOR FROM A GENDER PERSPECTIVE



Time spent on the course

Accesibilidad

Desplegar AToar (barra AT)
 ¿siempre?

Dedicación al curso

Tu tiempo de dedicación estimado
es

35 minutos 34 segundos

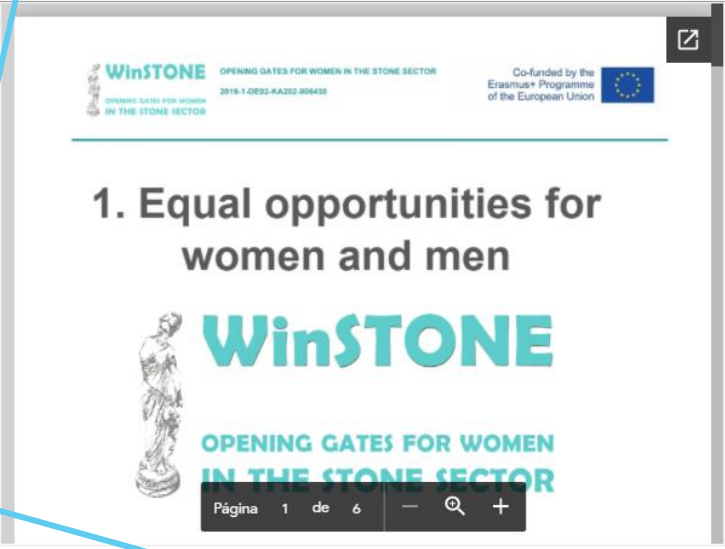


Navigation panel

Navigation

- Dashboard
- Site home
- Site pages
- My courses
 - GEP
 - Participants
 - Badges
 - Competencies
 - Grades
 - General
 - TOPIC 1. Equal opportunities for women and men
 - Presentation of the topic 1.**
 - Video 1. Reporte minero: Mining and gender equity
 - Video 2. Interview of Gender Equality in Mining
 - Video 3. Women in Stone
 - Annex document 1. Directive 2006/54/EC
 - TOPIC 2. Training

Presentation of the topic 1.



Last modified: Thursday, 16 September 2021, 8:51 AM

◀ Avisos

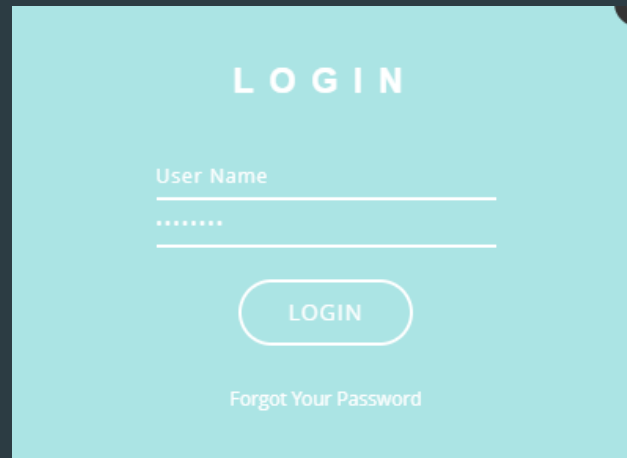
Jump to...

Video 1. Reporte minero: Mining and gender equity ▶



More information

To make it possible to view the contents of the MOOC, we have created a registered user for the three courses.



A screenshot of a login page with a light blue background. At the top, the word "LOGIN" is written in large, white, spaced-out capital letters. Below it, there are two input fields: the first is labeled "User Name" and the second is for a password, indicated by a series of dots. Below the password field is a white rounded rectangular button with the word "LOGIN" in blue. At the bottom of the page, there is a link that says "Forgot Your Password".

User: Studentzero
Password: 20210917Erasmus+



3. Help for the learner. *Adobe Read Out Loud* tool.



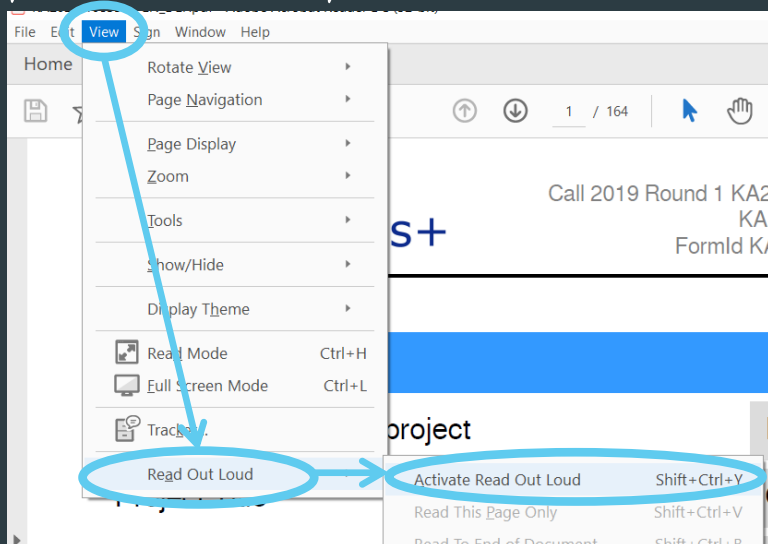
How to activate the Adobe Read Out Loud tool?

Step 1.

Download the presentation of the unit in pdf format. Once downloaded, we will open it. The presentations are available at the MOOC and at the OER (<https://winstoneproject.eu/oer/technical-documents/>)

Step 2.

Once inside, go to View → Read Out Loud → Activate Read Out Loud





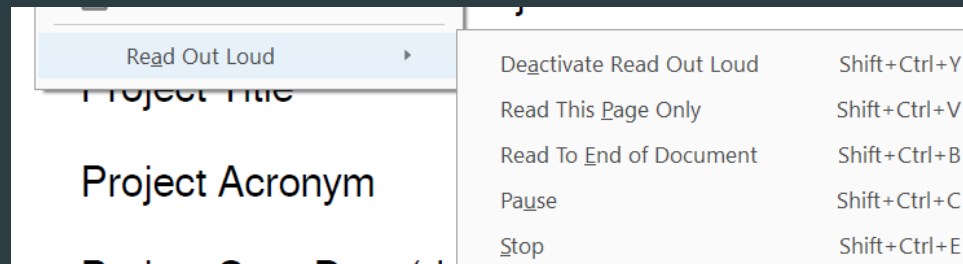
How to activate the Adobe Read Out Loud tool?

Step 3.

Once read out loud has been activated, go back to View → Read Out Loud and check that all the tools are now activated.

Step 4.

We will move slide by slide and we will select the tool from step 3 that we are most interested in to reproduce the text.





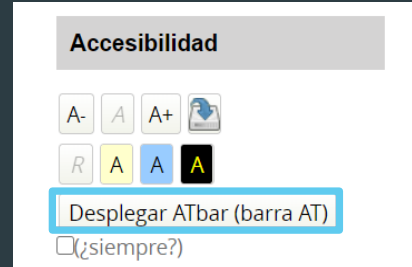
3. Help for the learner. *Moodle Text To Speech tool.*



How to activate the Moodle Text To Speech tool?

Step 1.

When you enter the platform, on the left toolbar → Accessibility → Display ATbar (AT bar)



Step 2.

At the top of the screen you will see the ATbar with all the available tools. The one we will use is the Text to Speech tool.

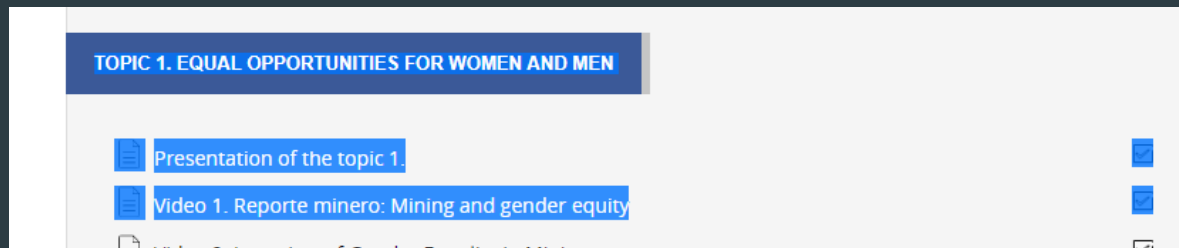




How to use the Moodle Text To Speech tool?

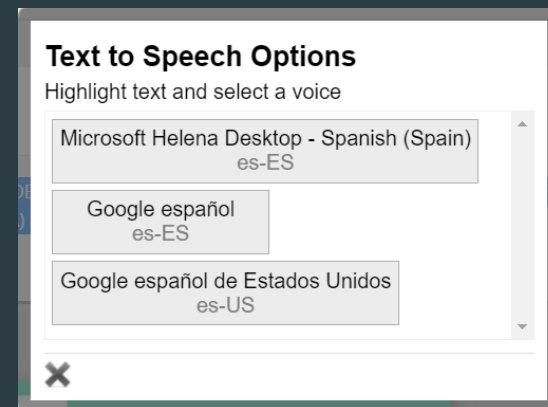
Step 1.

First, we must select the text within the platform that we want to listen to.



Step 2.

Once the text has been selected, click on the Text to Speech tool shown in point 2 of the previous section. The following window will appear, where we can play the selected text in audio by selecting any of the options.





WinSTONE

OPENING GATES FOR WOMEN IN THE STONE SECTOR

"The European Commission's support for the production of this publication does not constitute an endorsement of the contents, which reflect the views only of the authors, and the Commission cannot be held responsible for any use which may be made of the information contained therein".